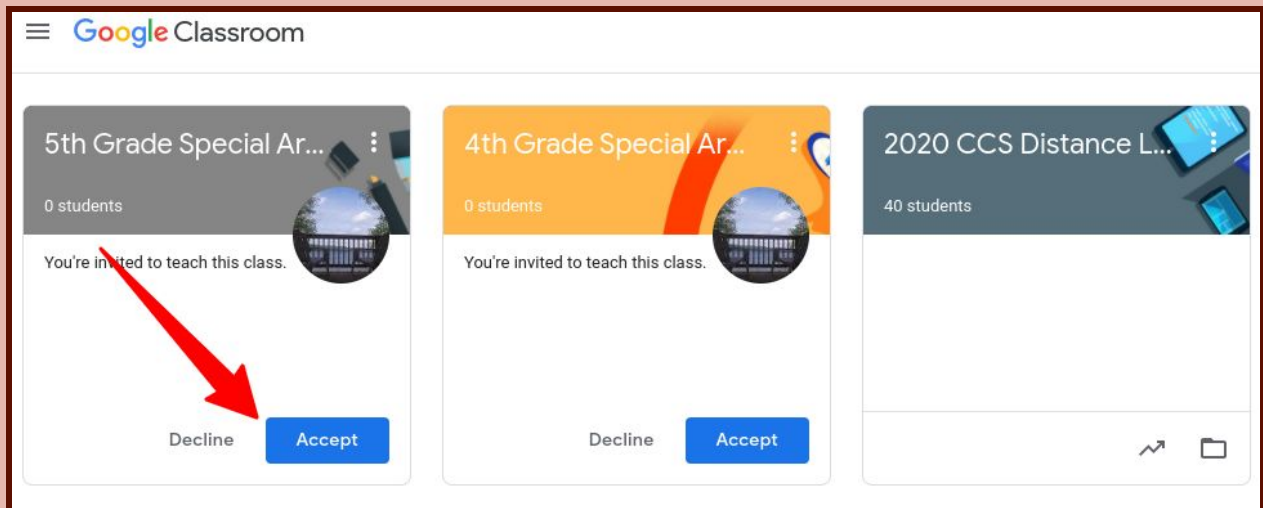


# Special Areas & Google Classroom

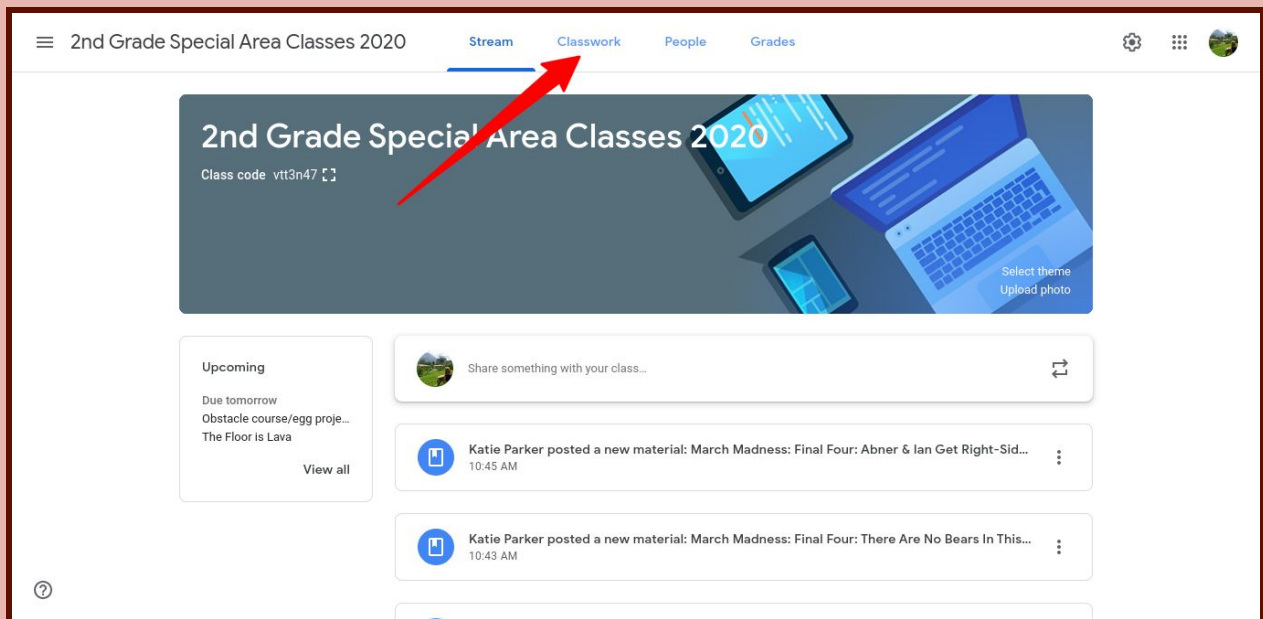
## Instructions for Use:

Our special area teachers are so looking forward to continuing to engage your students during this closure.

- Please log in to classroom.google.com using your student's ccs account (ie: [30smithj@ccs.edu](mailto:30smithj@ccs.edu)).
- If you have not already, please accept the invitation to join the Classroom.



- Within the Specials Classroom, please select the “Classwork” tab
  - For your reference:
    - “Stream” is a history of resources posted in chronological order (similar to a Facebook feed)
    - “Classwork” is an organized resource page (similar to an individual Facebook page)



- On the “Classwork” tab, you will be able to access each special area, speech, OT, and PT and individual assignments
- To guide your student's engagement:

- Students should continue rotating through the specials on a 6 day schedule (as they do during the school year) and complete 1 special area activity per day.
- Students receiving speech, OT, or PT services should complete the assignments over the period of a week as students and families have time.

2nd Grade Special Area Classes 2020

Stream Classwork People Grades

+ Create

Google Calendar Class Drive folder

All topics

- ART
- MOBILE LIBRARY
- MUSIC
- OT/PT
- PE
- P2-Positivity Project
- Speech Therapy

ART

- Architecture Challenge Edited 9:20 AM
- Play Doh Sculpture Edited 9:20 AM
- Britto Mural Edited 9:19 AM
- Earth Art Edited 9:19 AM
- Surrealistic Supper Edited 9:18 AM
- Old Art Turned into Modern Art Edited 9:16 AM
- Sky Color Edited 9:15 AM

- To submit assignments, click “view assignment” for the related assignment:

Stream Classwork People

View your work

Google Calendar Class Drive folder

All topics

Forum

Forum

Google Groups 4 Due Dec 20, 2019

Posted Dec 10, 2019 (Edited Dec 10, 2019) Missing

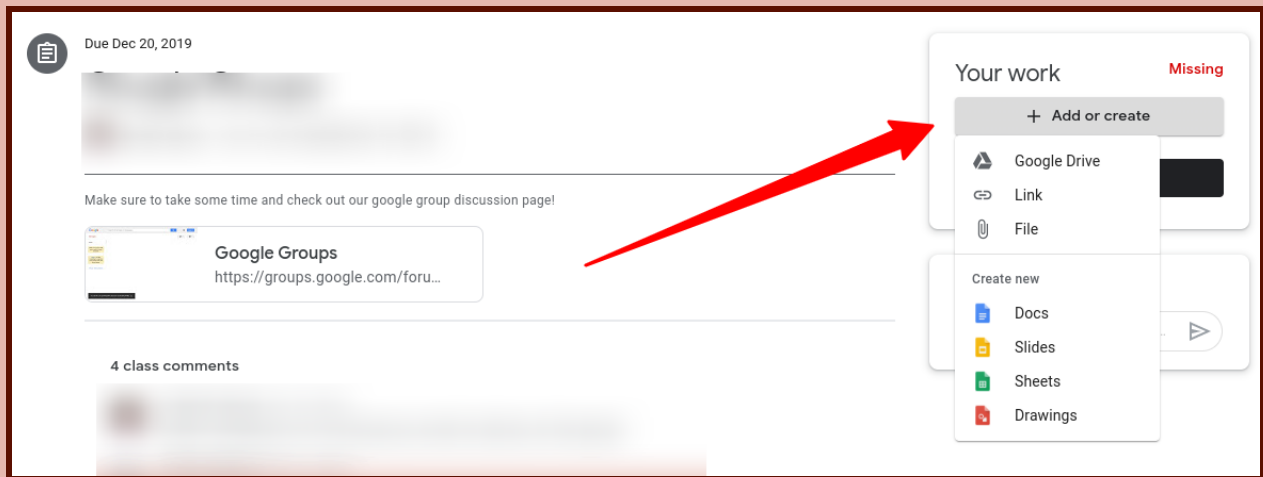
Make sure to take some time and check out our google group discussion page!

Google Groups  
https://group.google.com/f...

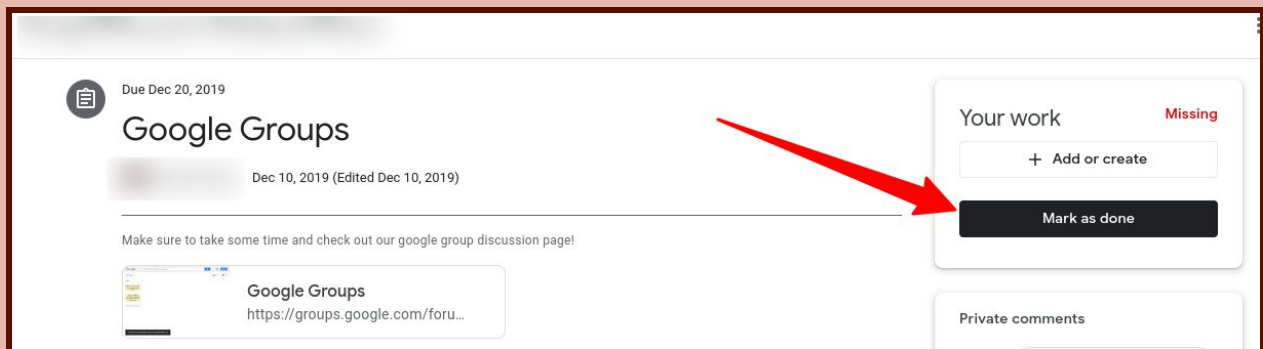
4 class comments

View assignment

- Under “Your work,” select “Add or create”
  - Select the file from Google Drive or attach a file (just like you would for an email)



- Be sure to “mark as done” so it will disappear from your student’s “to-do” list and notify the teacher the assignment is complete
  - Even if there is nothing to submit, you can still “mark as done” to alert the teacher that it has been completed



## Guidelines for Use:

- Please plan to access one special a day at a time that makes sense for your student and your family.
- Please feel free to comment with questions or feedback on assignments, but please keep comments related to the task at hand.
  - When commenting, please remind your student to practice good digital citizenship that is in alignment with the CCS Code of Conduct!

## Special Opportunity for 4th and 5th Graders:

- Mrs. Hall is offering a special opportunity, exclusively for 4th and 5th graders. If you would like to join her art club, please visit [classroom.google.com](https://classroom.google.com) and join (+ at the top right) with code 7ebsfai